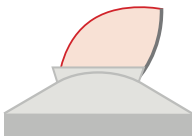
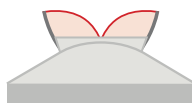
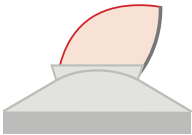
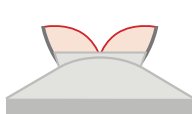


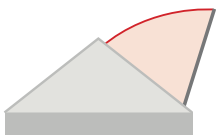
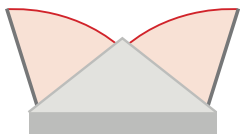
Grillodur® STANDARD BARREL VAULT

Flap type	Nominal width	Nominal length	Geometric opening area A _g	Effective aerodynamic opening area (EN 12101-2)	
				A _a -value	Reduced A _a -value with fall-through protection net DSG
Unit	[cm]	[cm]	[m ²]	[m ²]	[m ²]
Single flap 	110	188	2,068	up to 1,551	1,46
Double flap 	230	188	4,324	3,243	3,05

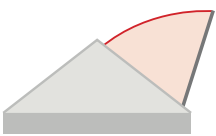
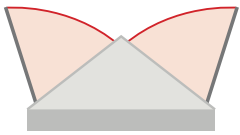
Grillodur® STANDARD BARREL VAULT

Flap type	NSHEV AND COMFORT VENTILATION									
	PNEUMATIC				ELECTRICAL					
Functionality	OPEN NSHEV only	OPEN/CLOSE NSHEV + comfort ventilation (actuator)		Opening angle	Snow load	OPEN/CLOSE NSHEV + comfort ventilation		Stroke	Opening angle	Snow load
Opening system	Pneumatic lifting cylinder (CO ₂)	Pneumatic lifting cylinder (CO ₂)	Double actuator pneumatic NSHEV & electrical comfort ventilation (CO ₂ & 230V)			Electrical actuator (24V/4A)	Opening angle			
Performance		Stroke	Stroke							
Unit		[mm]	[mm]	[degrees]	[N/m ²]	[mm]	[degrees]	[N/m ²]		
Single flap 	✓	✓ Comfort ventilation 200 mm	✓ Comfort ventilation 300 mm	110°	500	✓ Comfort ventilation 300 mm	110°	750		
Double flap 	✓	✓ Comfort ventilation 200 mm	✓ Comfort ventilation 300 mm	110°	500	✓ Comfort ventilation 300 mm	110°	750		

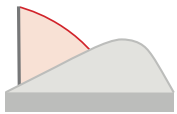
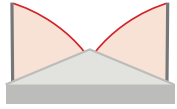
Grillodur® CUSTOM MONO / DUAL PITCH

Flap type	Nominal width	Nominal length	Geometric opening area A_g	Effective aerodynamic opening area (EN 12101-2)	
				A_a -value	Reduced A_a -value with fall-through protection net DSG
Unit	[cm]	[cm]	[m ²]	[m ²]	[m ²]
Single flap 30°/45° 	98	188	1,84	1,20	1,13
	110	188	2,07	1,34	1,26
	135	188	2,54	1,65	1,55
Custom mono / dual pitch 	98/98	188	3,68	2,21	2,08
	110/110	188	4,14	2,48	2,33

Grillodur® STANDARD BARREL VAULT

Flap type	NSHEV and comfort ventilation							
	PNEUMATIC					ELECTRICAL		
Functionality	OPEN NSHEV only	OPEN/CLOSE NSHEV + comfort ventilation (actuator)			OPEN/CLOSE NSHEV + comfort ventilation			
Opening system	Pneumatic lifting cylinder (CO ₂)	Pneumatic lifting cylinder (CO ₂)	Double actuator pneumatic NSHEV & electrical comfort ventilation (CO ₂ & 230V)		Electrical actuator (24V/4A)			
Performance		Stroke	Stroke	Opening angle	Snow load	Stroke	Opening angle	Snow load
Unit		[mm]	[mm]	[degrees]	[N/m ²]	[mm]	[degrees]	[N/m ²]
Single flap 30°/45° 	✓	✓ Comfort ventilation 200 mm	✓ Comfort ventilation 300 mm	110° for 30° pitch 125° for 45° pitch	500	✓ Comfort ventilation 300 mm	110° for 30° pitch 125° for 45° pitch	750
Custom mono / dual pitch 	✓	✓ Comfort ventilation 200 mm	✓ Comfort ventilation 300 mm	110° for 30° pitch 125° for 45° pitch	500	✓ Comfort ventilation 300 mm	110° for 30° pitch 125° for 45° pitch	750

Grillodur® CUSTOM BUILT

Example: Asymmetric barrel vault 	Custom flaps with corresponding opening devices upon request. Please contact us for consultation.
Example: Mono / dual pitch Flat saddle 	Custom flaps with corresponding opening devices upon request. Please contact us for consultation.