

The multifunctional protection against heat radiation, hailstorm and fall-through

VARIO-PROTECT

Shading system VARIO-PROTECT

made of aluminium lamellars for protection against

- climatic conditions
- fall through
- external fire

Technical data of the shading system VARIO-PROTECT

- max. weight approx. 0.08 kN/m², no limitation of the SHEV functionality
- light transmission Ltr incl. glazing max. 23%
- thermal transfer g-value from 13% up to 32%
- covered area for slat distance:
 - 60 mm: 45%
 - 120 mm: 25%
- aluminium profiles mounted in floating configuration as evenly spaced slats
- optional powder coating upon request (standard RAL)



Product advantages of the shading system

VARIO-PROTECT

- effective external shading to prevent dazzling effect and to reduce cooling loads
- convenient light control for the different positions of the sun depending on time of the day and season
- variable equipment for adaption to the individual conditions on site
- additional protection of the glazing against hailstorm
- protects the glazing effectively against exterior effects of weather
- replacement of single slat is possible
- the rear-side ventilation of the slats prevents heat accumulation
- the system for reliable protection of arched rooflights, saddle constructions and slanted roofs

Product advantages of the VARIO-PROTECT

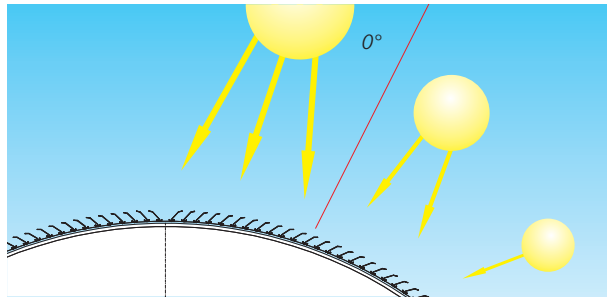
fall-through protection

- permanent, collective fall-through protection to ensure traffic safety on roofs according to valid standards and regulations (e. g. DIN 4426:2017-01 und ASR A2.1)
- fall-through protection according to GS-BAU-18:2015 with DGUV test certificate
- with roof elements protected by the use of VARIO-PROTECT it is usually possible to forgo the compilation of a rescue concept for rescue height
- for the building operator responsible for traffic safety the use of VARIO-PROTECT represents a significantly lower risk of liability

The shadowing system VARIO-PROTECT

Photometric explanations

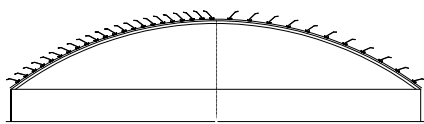
The intelligent profile design prevents the glare effect and the heat input depending on the time of day and season, and also promotes light entry when the sun is low.



Angle dependent transmission

narrow arrangement
60 mm

wide arrangement
120 mm

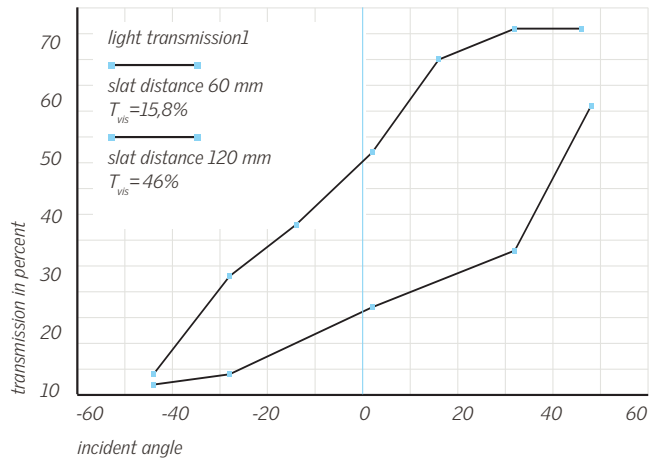


complete shadowing

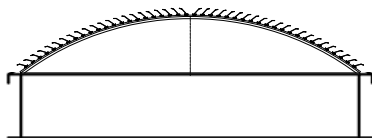
partial shadowing

Note:

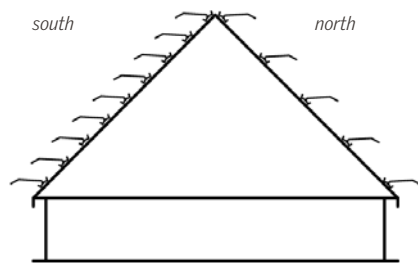
1) The photometric value T_{vis} is calculated from an incident angle of 0° (see diagram) and therefore with an angle of 90° to the supporting structure. In case of low positions of the sun depending on the time of day and season, the light transmission may increase significantly.



Application samples



VARIO-NORM / VARIO-THERM



VARIO-THERM-S

